

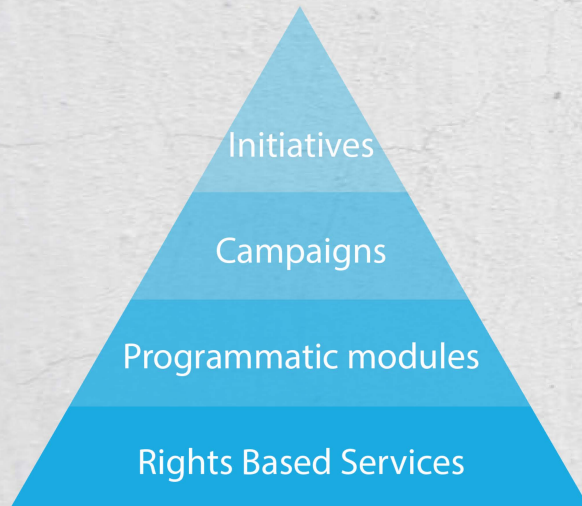




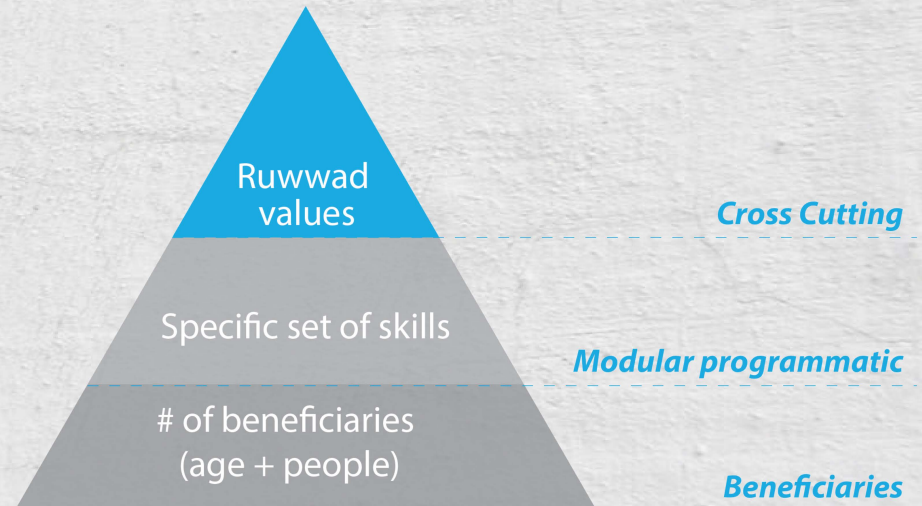
Ruwwad Annual Brief **2017**

Ruwwad activities prototype

Activities



Evaluation processes



TOTAL NUMBERS 2017

Youth Program



Scholarship recipients since establishment

Number of youth scholars throughout 2017 Natheef

1109

117

Number of youth scholars throughout 2017 Beidha

15

Number of youth scholars throughout 2017 Tafilah

46 until June , 36 until end of year

Graduates in 2017 in Jabal Natheef

29

Graduates in 2017 in Tafilah

7

Graduates in 2017 in Beidha

14

Total Number of Jordan graduates in 2017

50

Graduates since establishment

735

Enrichment Dardashat sessions

70

Youth benefited from coaching(Natheef center)

67

New vocational youth recruited/ benefited

40/43

Total community service hours

47970

Community service hours Jabal Natheef

21996

Community service hours Tafilah

23154

Community service hours Beidha

2820

TOTAL NUMBERS 2017

Child Program



Child beneficiaries from the entire program in Natheef 2017	1563
Child beneficiaries from the program working components Natheef	675
Repeat child beneficiaries Natheef	250
Child beneficiaries from outreach Natheef	888
Inquiry based units implemented (Summer, Winter, Equality) Natheef	3
Adolescents benefiting from support groups Natheef	437
Adolescents benefiting from psychosocial Natheef	96
Children visited Tafilah center	423
Repeat child beneficiaries in Tafilah	225
Child Outreach number in Tafilah	752
Children visited Tafilah Center from centers and surrounding schools	255
Repeat Child beneficiaries Beidha 2017	50
Total Child beneficiaries Jordan 2017	3043

TOTAL NUMBERS 2017

Community Program



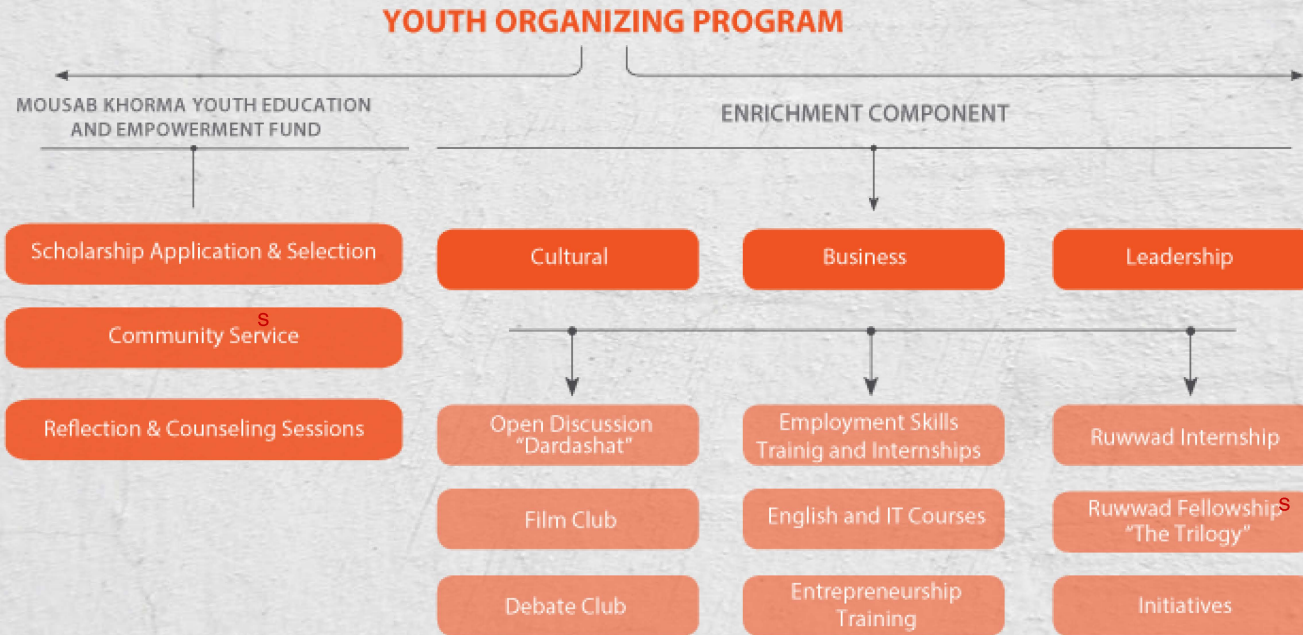
Community help desk Visitors	1006
Jeeran station beneficiaries	771
Income-generating projects beneficiaries	42
Awareness sessions attendees	193
Silsal beneficiaries	16



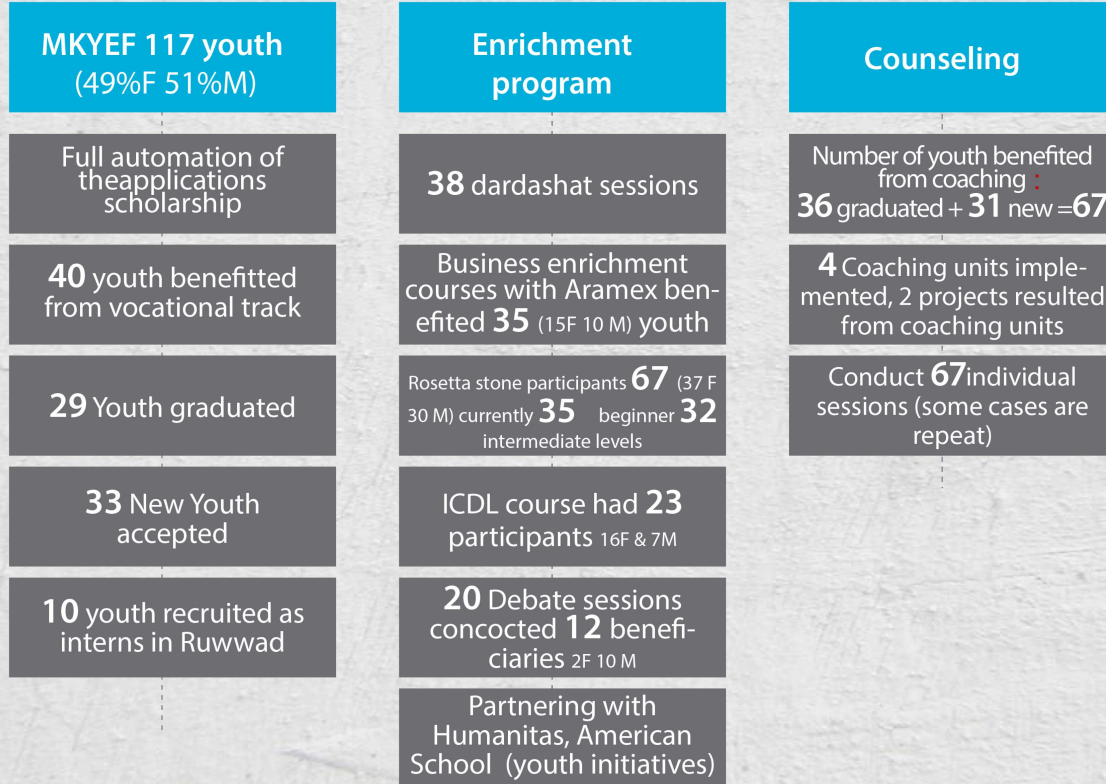


Jabal Natheef / East Amman

Youth Program



Youth program (Jabal Natheef / East Amman) *2017 key achievements*

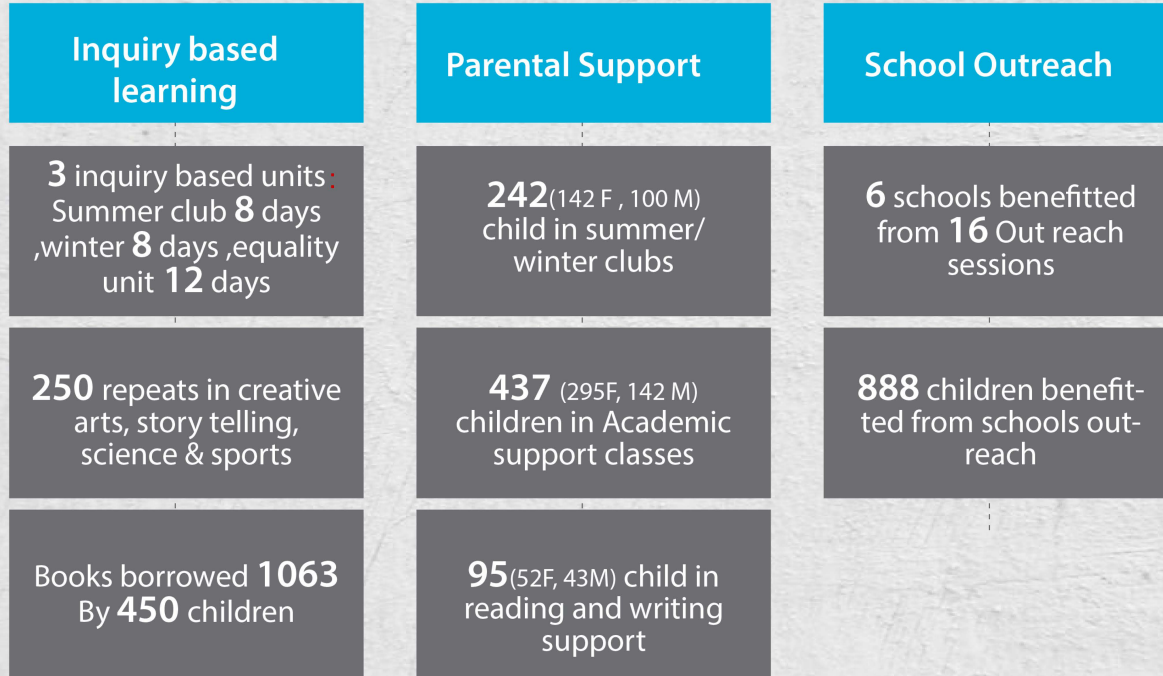


Child Development Program



Child program (Jabal Natheef / Amman)

2017 In Numbers



1563 Child Program beneficiaries in 2017

675 from program , **888** from outreach

Community Program

COMMUNITY SUPPORT PROGRAM



Community program (Jabal Natheef / Amman)

2017 In Numbers

Partnerships

1 Silsal exhibitions for youth with disabilities

771 Jeeran station repeat beneficiaries

1006 visitors from Help Desk, 19 employed through community help desk

Legal Aid Center
210 counseling, 115 court rep.

Women Advancement

42 women benefitted from income generating

193 beneficiaries from health legal awareness sessions

2 Women empowerment education modules, with 14 women

Adolescents Support Groups

27 (12F 15M) Repeat +
33 (20F 13M) New +
42 (Community outreach) = 96 Total number of adolescents beneficiaries

491: F214 M276 + ILO(59: F46 M13) =
550 Total number of adolescents benefiting from schools support conduct, 18 workshops a year

Community Affairs

2017 key achievements

- Ruwwad meets on a by weekly basis with **18 local council members, 12 youth local council members(majority of whom are Ruwwad friends and graduates)**
- Developed partnerships to launch vocational track# **40 Youth beneficiaries: Amoun (12), Hotels(12) Vocational Training Center (4),AlQuds Culinary & clothes design (12)**
- Building relationships with **120 Youth graduates from Ruwwad Nathif \Mareekh , only 35 live in the area.**
- we enabled **150** children who dropped out of school to go back to their schools by providing family and psychosocial support
- 30 children aged 6-8 enrolled in school within the system of admission and direct enrollment
- 26 children aged 9-12 enrolled in the remedial education system
- 69 children aged 13 - 20 enrolled in popular education program MOE to ensure they can work and continue education (quest scope)

Community Organizing

Campaigns 2017 Deliverables

Al Jana Campaign will organize **50** community organizers to disseminate the learning kits that include better parenting practices, legal awareness and leadership practices of the 6 minutes, Safe Homes and For Your Sake child protection campaigns to **500** women and youth



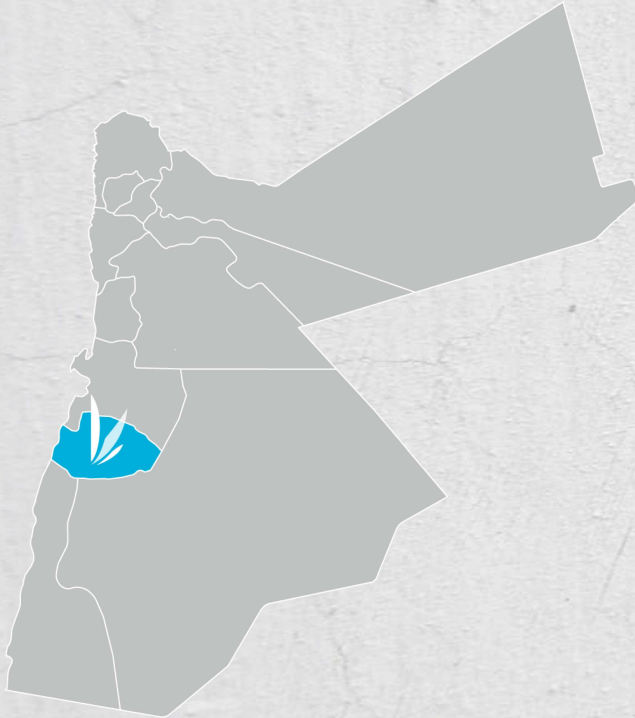


Al Jana Community Led Campaign for Child protection enabled:

- **2** leadership teams
- **29** members in 1st tier **39** members in 2nd tier=**60** organizers
- **10** Senior educator facilitators
- **301** beneficiaries from educational sessions end of December 2017
- March 2018 ***Peak of Peaks***

Tafleleh Community Center

2017 IN NUMBERS



Youth Program

35 (24F,11M)
current beneficiaries

36 youth graduated
since establishment
17 employed
7 youth graduated in
2017

50 Dardashat sessions
conducted

15 youth led initiatives

Child Program

225 repeat child
benefited from Shams
Tafleleh Library

6 inquiry based units
implemented

2082 books borrowed
from the library

Community Program

30 better parenting
sessions



Beida Community Center

2017 In Numbers



Youth beneficiaries

36 youth beneficiaries since establishment
32 graduates since establishment, **16** work. **50%** from employment studied and working education establishment

4 current beneficiaries

Child Program

50 repeat children in the library



Initiatives

Youth initiatives East Amman



Social entrepreneurship with
Humanitas

(9 youth participants)



American school (10 youth
participants)

(48 child beneficiaries aged 9-12)

Youth initiatives Tafileh



- Adoum travelers initiative (local community benefitted)
- Toy hospital initiative (5 Children and local community benefitted)
- Young volunteer initiative (48 children benefitted)
- My medical garden initiative (30 children benefitted)
- Lets benefit initiative (local community benefitted)
- Lets build together initiative (6 children and local community benefitted)
- Needle and thread initiative (6 adolescents benefitted)
- Electricity circulation initiative (8 children benefitted)
- Negativity of social media initiative (102 students benefitted)
- Child's smile initiative (250 children benefitted)
- Your worry is our worry initiative (child repeats benefitted +75 women)
- Your health is in what you eat initiative (126 children benefitted)
- Volunteer cocktail initiative (55 children benefitted)
- Pass safely initiative (local community benefitted)
- Butterflies of reading initiative (150 children benefitted)

• **861 direct beneficiaries**

Youth Initiatives Beida

“Mayel”


- It's a social touristic initiative in partnership with Ammareen cooperative aimed to document heritage and to transform the heritage into a service and product that the local community can benefit from through holistic experience that includes hiking, cycling, trying local foods and natural herbs while visiting natural and historic places.
- 27 local beneficiaries 6 Ruwwad graduates
- 3 visits from 20/10 till 24/11 allowed 62 visitors to visit Beida through this initiative

“Samer initiative”

Resulted in a team of adolescents that performs the Bedouin heritage through the art of dance. There are 8 members in the group



Learning circles **2017**



1. Ammar Mango - Talent Analytic MARCH
2. Design Thinking (Reem Khoury)- JUNE
3. Workshop on Social Media (Khaled Ahmad)- SEPTEMBER
4. Human Rights Based Education (Rawan Amayreh)- OCTOBER
5. Psychosocial Support Concepts (Lia Qubti)- DECEMBER
6. Research tools (Wafa Amayreh)- DECEMBER

Regional Training planned | *completed 2017*



Inquiry-Based Learning Regional Training **3**

Samar Dudin & Belinda Cheng



2017 Financial Brief



Summarized Balanced Sheet 2017

Assets

Non-current Assets	186,912
Current Assets	171,424

Net Assets **358,336**

Liabilities & Owners Equity

Owners Equity

Paid-in Capital	50,000
Compulsory Reserved	35,571
Accumulative Surplus	239,037
Total Owners Equity	324,608

Liabilities

Unurned Revenues - Projects	0
Unurned Revenues - Raghida Ghandour	0
Other Accounts Payable	33,728
Total Liabilities	33,728

Total Liabilities & Owners Equity **358,336**



Summarized Income Statement 2017

Year to
31-Dec-17
JD

Income	841,976
Expenses	
Mussab Khorma Fund Expenses	(202,696)
Community Program Expenses	(81,880)
Child Program Expenses	(85,940)
Tafeeleh Project	(86,757)
Global Change Maker Expense	0
UNDP Mitigating Project Expenses	0
UNDP Youth Project Expenses	0
UNDP 3x6 project expenses	0
Citi Foundation project expenses	0
Al Beida Project	(33,306)
Liberate The Voice Expenses	0
Child Literature Expenses	0
English Lab Expenses (Rosetta)	0
Youth Engage in Gender	0
Depate Project Expenses	0
Citizenship Project Expenses	0
ILO Project Expenses	(70,519)
IRC Project Expenses	(8,520)
Rawabet Project Expenses	0
Hope Project Expenses	0
Innovation School Expenses	0
OSF Project Expenses	0
Mubaderoon Project Expenses - Plan Int.	0
Jeerah & Byout Ahalina Campaign	0
EJP Project	0
Growjo Project	0
Administration Expenses	(237,146)
Total Expenses	(806,764)
Total Surplus (Deficit)	35,212
Vocational Training Expenses	0
Net Surplus (Deficit)	35,212



Summarized Income 2017

Donations

Fadi Ghandour	100,000
Raghida Ghandour	191,489
Aref Naqvi	0
Aramex	100,000
Khaled Al Masry	100,000
Cairo Amman Bank	100,000
Hala Fadel	35,461
Majdi Yaseen	0
Aram Co.	25,000
Scholarship Refund	0
Roayana	25,000
Rula Attalah	17,160
Jeerah & Byout Ahalina Campaign	0
Other Donations	68,532

Total Donations

762,642

Projects Income

UNDP Mitigating Project	0
UNDP Youth Project	0
UNDP 3*6	0
Citi Foundation Project	0
Youth Engage in Gender	0
ILO Project	70,814
IRC Project	8,520
Rawabet Project	0
OSF Project	0
Mubaderoon Project	0
Hope Project	0
Innovation School	0
EJP Project	0
Growjo Project	0

Total projects Income

79,334

Total

841,976



Summarized Cash Flow Statement 2017

Net Cash flow from operating activities	26,535
Add : Net cash flow from investing activities	(7,678)
Add : net cash flow from financing activities	(1,800)
Surplus (Deficit) in cash	17,057
Add : cash at the beginning of the year	125,115
Cash at the end of the year	142,172

Thank
you!